


You are invited to Seascape Kids Fun

Time:

Date:

RSVP:



📍 4771 E. Hunter Ave. Anaheim, CA 92807


📞 (714) 970-7100

🌐 seasapekidsfun.com





Seascope
Kids Fun



Be sure to bring clean socks!

From:

To:

Additional Info:

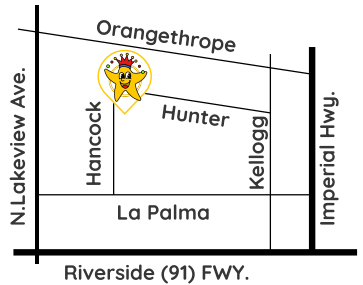


Seascope
Kids Fun

 4771 E. Hunter Ave. Anaheim, CA 92807

 (714) 970-7100

 seascopekidsfun.com



Instructions

To Modify the form:

There are a total of 6 editable fields shown in the image below that are on your invitation. (text can be saved in the form and edited at a later time!).

Each field is rich text formatted. This means that you can copy paste text from a rich text editor(word, email program, etc) to your forms field for custom text, style, type and colors!

- ✓ **Field 1:** This field is for Party Description ie" BIRTHDAY PARTY" or "Special Celebration" etc. You can leave it blank or use it for anything you want.
- ✓ **Field 2:** This is a single line field set for LARGE text formatting and I designated for the Birthday Girl or Subject of celebration.
- ✓ **Fields 3-5:** These are single line formatted fields that can be used for DATE: TIME: RSVP: etc.
- ✓ **Field 6:** This field is a multi line field for notes and or additional info. Additional info can be added into the body of your text message if there is not enough space.

Fill out the form and send as an attachment to your guests.

Thats it! Your ready to invite all your guests.

If you would like to print this invitation there is another page called back of postcard that you can optionally have printed on the back of your invitation. We do not offer printing services.

*Use Adobe Acrobat Reader to correctly display and edit form fields.